















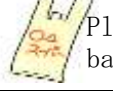






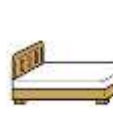











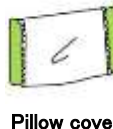















Garbage separation guidance

- Please do not forget to write your name on the garbage bag.
- Garbage needs to be separated according to separation guidance.
- Take out garbage on designated collection time and at designated place.

Combustible Garbage	Plastic markings	Pet bottles
Put in Waki town's designated bags	Put in Waki town's designated bags	Put in recycle box
<div> Kitchen garbage</div> <div> Paper cartons</div> <div> Fabric products</div> <div> Dirty Plastic markings</div> <div> Tree Branch</div> <div> Diapers</div> <div> Ash</div> <div> Home medical waste</div>	<div> Plastic marking</div> <div> Rinse inside</div> <div> Non dirty</div> <div> Sweets packaging</div> <div> Cup noodle container</div> <div> Lunch box container</div> <div> Juice container</div> <div> Detergent bottle</div> <div> Plastic bags</div> <div> Food trays</div> <div> Styrofoam</div>	<div></div> <div>Remove cap and label, rinse inside, crush and dispose.</div>
<div>○Home medical waste should be disposed as combustibles.</div> <div>Syringe/intravenous needles shall not be taken out.</div> <div>Return them to the medical institution or pharmacy where they were provided.</div> <div>○ Plastic markings with hard-to-go-away stains should be disposed as combustibles.</div>	<div>○Plastic products without the plastic mark are classified as “metal and non-combustible garbage.”</div> <div>○As an exception, plastic bags, food trays and Styrofoam can be disposed of as “Plastic markings” even though they do not have the plastic mark.</div> <div>○Dirty plastic products are difficult to recycle, so please dispose of them as “combustible garbage”</div> <div>(ex) Pre-packaged food bags, Tubes of mayonnaise, Tooth paste, etc.</div>	<div>○Please dispose of caps and labels as “Plastic markings”.</div> <div>○Pet bottles do not have  should be disposed as Metal and Non-combustible garbage.</div>

Oversized discarded items	Metal & Non-combustible Garbage	Clothes	Newspapers& Magazines	Cardboards
戸別収集 家の前まで回収しに行きます。事前予約が必須です。収集日前日の午後4時までに電話して下さい。(0827-52-2194)	Put in Waki town's designated bags	Put in Waki town's designated bags	Tie with paper strings.	Tie with paper strings.
<div> Chest of drawers</div> <div> Table</div> <div> Bed</div> <div> Bicycle</div> <div> Sofa</div> <div> Stove</div>	<div> Small appliances</div> <div> Shoes</div> <div> CD-DVD</div> <div> PC</div> <div> Umbrella</div> <div> Toys</div> <div> Plastic products without plastic mark</div>	<div> Clean clothes</div> <div> Pillow cover</div> <div>Wash and put out.</div>	<div></div> <div>Newspapers, Flyers, Magazines, Wrapping papers.</div>	<div></div> <div>Fold and tie with paper string.</div>
<div>○予約の後に、ごみ収集券を購入して粗大ごみに貼り、収集日当日の朝8時30分までに出してください。</div> <div>○ごみ収集券の販売場所は、ごみカレンダーの最終ページに掲載しています。</div>	<div>○Wrap cutlery in cloth.</div> <div>○ Classified as Oversized discarded items, if it fits into the designated bag for metal/non-combustible garbage, it can be disposed of as metal/non-combustibles.</div>	<div>○Cloth, leather, polyester, and other clothing can be recycled.</div> <div>○ Nylon clothing cannot be recycled. Dispose of them as Metal/Non-combustibles.</div>	<div>○Do not use hemp or vinyl string as they cannot be recycled.</div> <div>○Remove any vinyl covers and dispose.</div>	<div>○Do not use hemp or vinyl string as they cannot be recycled.</div> <div>○Remove the adhesive tape.</div>

Ceramic & Glass items			
Glass bottles	Ceramic & Glass items	Fluorescent lights	Battery, Lighter and Spray cans etc.
Put in recycle box	Place each category in its own plastic bag.		
<div></div> <div>Food, beverage and alcohol bottles</div>	<div> Tea bowl</div> <div> Ceramic flower pot</div> <div> Vase</div>	<div> Fluorescent light</div> <div> LED light</div> <div> Light bulb</div>	<div> Battery</div> <div> Lighter</div> <div> Spray cans</div> <div> Lime-based desiccant</div>
<div>○ Rinse inside in order to recycle.</div> <div>○ Remove cap and dispose.</div>	<div>○Broken items are dangerous, so please wrap them in cloth or paper and put them out in plastic bag with the word “danger” written on it.</div>	<div>○Fluorescent lights and light bulbs will be recycled, so please dispose of them in a way that does not cause them to break.</div>	<div>○Dispose of spray cans only after using them up completely without puncturing them.</div> <div>○If you cannot use it all, write the word “Danger” in large letters on the bag.</div>

Not available for town service.	
(Dispose of it at your retailer or recycling company)	
<div></div> <div>Gascylinders, Engine oil, Paint</div>	<div></div> <div>Motorcycle, Business signboard.</div>
<div></div> <div>Extinguisher, Car Battery, Tire</div>	<div></div> <div>Construction waste, stones, sands</div>
<div></div> <div>TV, refrigerators/freezers, washing machines, clothes dryers, and air conditioners are subject to the Home Appliance Recycling Law.</div>	

Check the Waki town's household waste collection calendar.

Waki town